



Connectors > Rectangular Connectors > Rectangular Connector Accessories > Rectangular Connector Hardware



Hardware Type: **Jackscrew Kit**

Jackscrew Type: **Turnable**

Jackscrew Style: **Male**

Connector System: **Wire-to-Wire**

Number of Positions: **6, 12, 14, 15, 16, 20, 26, 28, 34, 41, 42, 50, 75, 104**

Features

Product Type Features

Strain Relief	Without
Product Type	Hardware
Connector System	Wire-to-Wire
Sealable	No
Connector & Contact Terminates To	Wire & Cable

Configuration Features

Number of Positions	6, 12, 14, 15, 16, 20, 26, 28, 34, 41, 42, 50, 75, 104
---------------------	--

Body Features

Material	Stainless Steel, Zinc Alloy
Thread Lead Type	Double

Mechanical Attachment

Jackscrew Material	Zinc Alloy
Jackscrew Finish	Clear Chromate



Mounting Hardware	Jackscrew Pin and Jackscrew Tip Male
Screw & Hole Thread Size	6-32 UNC-2A
Hardware Type	Jackscrew Kit
Jackscrew Type	Turnable
Jackscrew Style	Male
Connector Mounting Type	Cable Mount (Free-Hanging)

Dimensions

Height	7.92 mm[.312 in]
Length	27.89 mm[1.533 in]
Width	7.92 mm[.312 in]

Usage Conditions

Operating Temperature Range	-55 – 150 °C[-67 – 302 °F]
-----------------------------	----------------------------

Operation/Application

For Use With	12 Position High Current Connectors, 15,16, and 42-Position Mixed Connectors, 20 and 28-Position High Voltage Connectors, 6, 14, 20, 26, 34, 41, 50, 75 and 104 Position Posted Connectors, 6, 14, 20, 26, 34, 41, 50, 75 and 104 Position Standard Connectors
Circuit Application	Power & Signal

Packaging Features

Packaging Quantity	100
Packaging Method	Bag

Other

Comment	Two required., Use turnable jackscrews on mating housings when mating to grounding block.
---------	---

Product Compliance

[For compliance documentation, visit the product page on TE.com>](#)

EU RoHS Directive 2011/65/EU	Compliant
EU ELV Directive 2000/53/EC	Compliant
China RoHS 2 Directive MIIT Order No 32, 2016	No Restricted Materials Above Threshold
EU REACH Regulation (EC) No. 1907/2006	Current ECHA Candidate List: JUNE 2022 (224)



Candidate List Declared Against: JUNE 2022 (224)

Does not contain REACH SVHC

Halogen Content

Low Halogen - Br, Cl, F, I < 900 ppm per homogenous material. Also BFR/CFR/PVC Free

Solder Process Capability

Not applicable for solder process capability

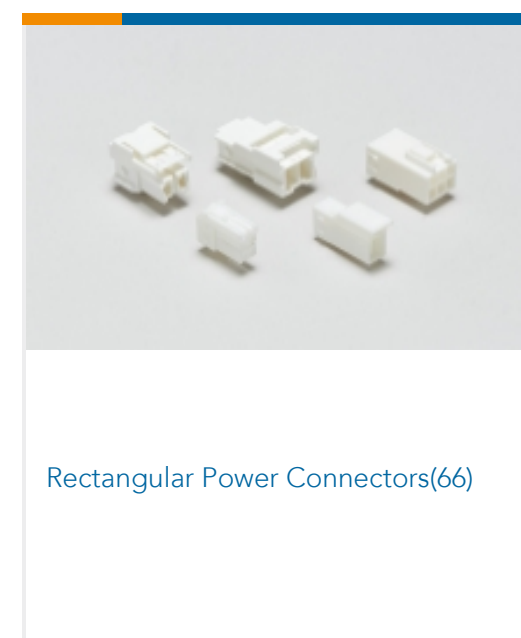
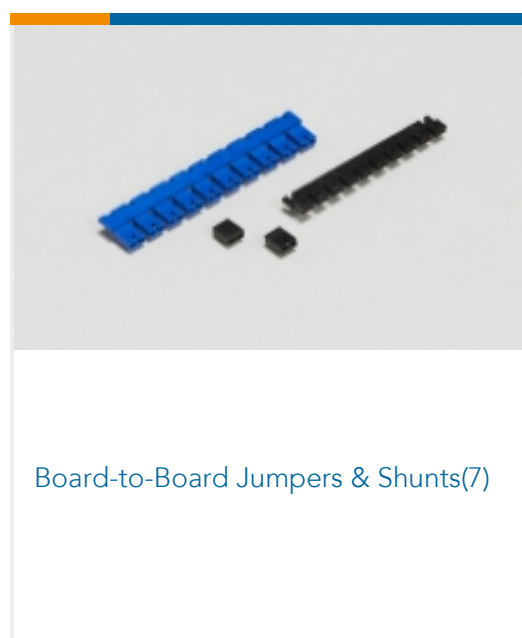
Product Compliance Disclaimer


This information is provided based on reasonable inquiry of our suppliers and represents our current actual knowledge based on the information they provided. This information is subject to change. The part numbers that TE has identified as EU RoHS compliant have a maximum concentration of 0.1% by weight in homogenous materials for lead, hexavalent chromium, mercury, PBB, PBDE, DBP, BBP, DEHP, DIBP, and 0.01% for cadmium, or qualify for an exemption to these limits as defined in the Annexes of Directive 2011/65/EU (RoHS2). Finished electrical and electronic equipment products will be CE marked as required by Directive 2011/65/EU. Components may not be CE marked. Additionally, the part numbers that TE has identified as EU ELV compliant have a maximum concentration of 0.1% by weight in homogenous materials for lead, hexavalent chromium, and mercury, and 0.01% for cadmium, or qualify for an exemption to these limits as defined in the Annexes of Directive 2000/53/EC (ELV). Regarding the REACH Regulation, the information TE provides on SVHC in articles for this part number is based on the latest European Chemicals Agency (ECHA) 'Guidance on requirements for substances in articles' posted at this URL: <https://echa.europa.eu/guidance-documents/guidance-on-reach>

Compatible Parts



Also in the Series | AMP M Series





Documents

Product Drawings

[SER. "M" JACKSCREW MALE ASSEM.](#)

English

CAD Files

Customer View Model

[ENG_CVM_200868-1_T.3d_igs.zip](#)

English

Customer View Model

[ENG_CVM_200868-1_T.3d_stp.zip](#)

English

Customer View Model

[ENG_CVM_200868-1_T.2d_dxf.zip](#)

English

3D PDF

English

Customer View Model

[ENG_CVM_CVM_200868-1_P.3d_igs.zip](#)

English

Customer View Model

[ENG_CVM_CVM_200868-1_P.3d_stp.zip](#)

English

Customer View Model

[ENG_CVM_CVM_200868-1_P.2d_dxf.zip](#)

English

3D PDF

3D

By downloading the CAD file I accept and agree to the [Terms and Conditions](#) of use.

Datasheets & Catalog Pages

[M_SERIES_PIN_AND_SOCKET_CONNECTORS](#)

English

Instruction Sheets

[Instruction Sheet \(U.S.\)](#)



English

[AMP Jack Screw Selection Chart for Series "M", COAXICON and Miniature](#)

English

[Instruction Sheet \(U.S.\)](#)

English

[AMP TURNABLE JACK SCREW SPECIFICATIONS AND ASSEMBLY INSTRUCTIONS](#)

English

[Instruction Sheet \(U.S.\)](#)

English

[75 and 104 Position Series "M" Connectors and Accessories](#)

English

[Instruction Sheet \(U.S.\)](#)

English

[21 & 26 POSITION SERIES "M" CONNECTORS AND ACCESSORIES](#)

English